



## Firepro Glue (previously Conlit glue)

Fire resistant adhesive for Firepro fire protection systems

As part of the comprehensive Firepro range of fire protection products, Firepro glue has been specially developed for fixing Rockwool fire protection systems. It is also suitable for glue fixing other suitable Rockwool products where a fire resistant adhesive is needed.

### Description

Firepro glue is a waterbased product with an approximate pH 11, supplied in 17 kg plastic tubs.

Firepro glue must always be stirred before use to ensure a uniform product consistency.

Generally storage should be made in frost free conditions. Should frost exposure occur, the glue should be thawed out followed by thorough stirring.

Frost exposure does not remove curing ability.

The use of Firepro glue is not limited to particular temperatures and has been tested when applied to surfaces with temperatures of -10°C and upwards but the curing rate insitu can be affected by:

- temperature (see Table 1 and 3.2)
- air humidity
- thickness of glue layer in a joint
- air access to glued joint (i.e. not sealed off)

Please note that the temperature of Firepro glue must be 5°C or more when being applied to surfaces at lower temperatures.

### Application

Application of glue is typically made by a pallet knife or trowel before pressing surfaces together. Fixing boards together is supplemented by nails, pins or staples through noggin – board joints, and board – board joints.

Whilst steel surfaces may be acceptable when just moist to the touch, heavy water droplets, grease, scale oxide, dust etc., should be removed prior to the application of Firepro glue.

Testing has shown that even if glued joints are immediately subjected to heavy frost exposure, the final glued joint strength is not threatened, but curing is retarded.

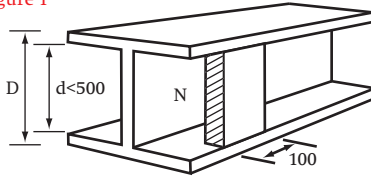


### Effects of ambient conditions

1. For all year round working, noggins should be cut to provide approximately 0.5mm interference fit into steelwork. Some friction in the fitting is required to satisfy ALL conditions and to provide a sensible limit to glue thickness.
2. In typical dry summer conditions of 20°C, curing of the basic glue will occur in approximately 4 hours before cover boards should be added onto the noggins.
3. The setting times of glue in moist air conditions is approximately 6-8 hours if the temperature is above freezing point, or in approximately 1 hour at 20°C.

For webs less than 500mm (Fig. 1)

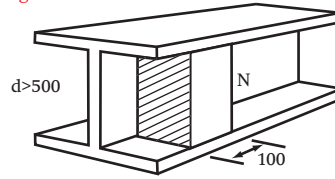
Figure 1



Soldier noggin depth  
 $N = d + 0.5\text{mm}$ , approx.

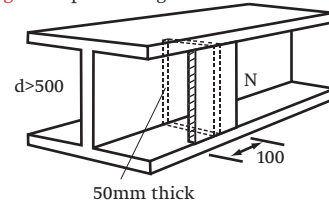
For webs greater than 500mm (Figs. 2 or 3)

Figure 2



Soldier noggins may be laminated  
 provided Firepro glue is used  
 between laminated surfaces

Figure 3 option to Figure 2



50mm thick

Figure 1a

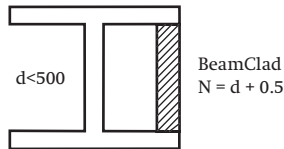


Figure 2a

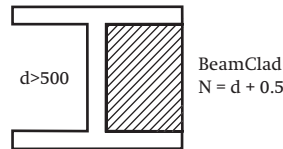
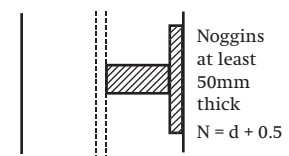


Figure 3a



### Table 1 – Setting times for different conditions

Conditions	Firepro Glue
Approx 20°C dry conditions	approx. 4 hours
Approx 3°C+ with moist air conditions	greater than 24 hours expected
-10°C to 0°C	Adequate bond forms within 1 hour but full cure may be delayed over 24 hours when temperatures 0 – 6°C

### Noggins to Steelwork

Exhaustive testing has been made under various application conditions. ALL noggins fitted into steelwork should be cut to provide an interference friction fit of approximately 0.5mm. Excessive oversizing causing the noggins to bend should be avoided. (Fig 1.)

The noggins should be installed so as to be just proud of the flange tips.

For web depths greater than 500mm 'solid' noggins or 'T' noggins of BeamClad must be used.

Again a nominal 0.5mm interference fit is recommended for ALL ambient conditions, but particularly for winter working.

All noggin edges in contact with steelwork must be glued.

### Firepro Glue curing data

- 3.1 Glue fixed noggins must be allowed to set fully before any attempt is made to fix cover boards.  
 The above TABLE 1 suggests minimum times to allow such setting to occur between BeamClad noggins and steelwork.
- 3.2 Sub Zero Temperatures:  
 It should be noted that when friction fitted glued joints are exposed to sub zero temperatures either immediately, or at some time during the curing process, an adequate bond stability will form in approximately 1 hour. This bond will be sufficient for cover boards to be applied. Full setting will continue as in TABLE 1 when frost free conditions return, but stability will be provided by the supplementary pins or nails.  
 The final strength of the glued joints will not be affected by exposure to sub zero temperatures during the curing process.
- 3.3 Firepro glue may be used to attach cover boards onto cured noggins (and in glued board joints) provided that a 24 hour interval is acceptable before further trades work on such protected steelwork.

**ROCKWOOL**  
 F I R E S A F E I N S U L A T I O N

Rockwool Limited Pencoed, Bridgend, CF35 6NY  
 Email: info@rockwool.co.uk Web: www.rockwool-firepro.com

Rockwool Limited reserves the right to alter or amend the specification of products without notice as our policy is one of constant improvement.

The information contained in this data sheet is believed to be correct at the date of publication. Whilst Rockwool will endeavour to keep its publications up to date, readers will appreciate that between publications there may be pertinent changes in the law, or other developments affecting the accuracy of the information contained in this data sheet.

The above applications do not necessarily represent an exhaustive list of applications for Firepro Glue. Rockwool Limited does not accept responsibility for the consequences of using Firepro Glue in applications different from those described above. Expert advice should be sought where such different applications are contemplated, or where the extent of any listed application is in doubt.